

# DCHD Test and Go Status Report

## Launch Week (September 18) – January 8, 2025

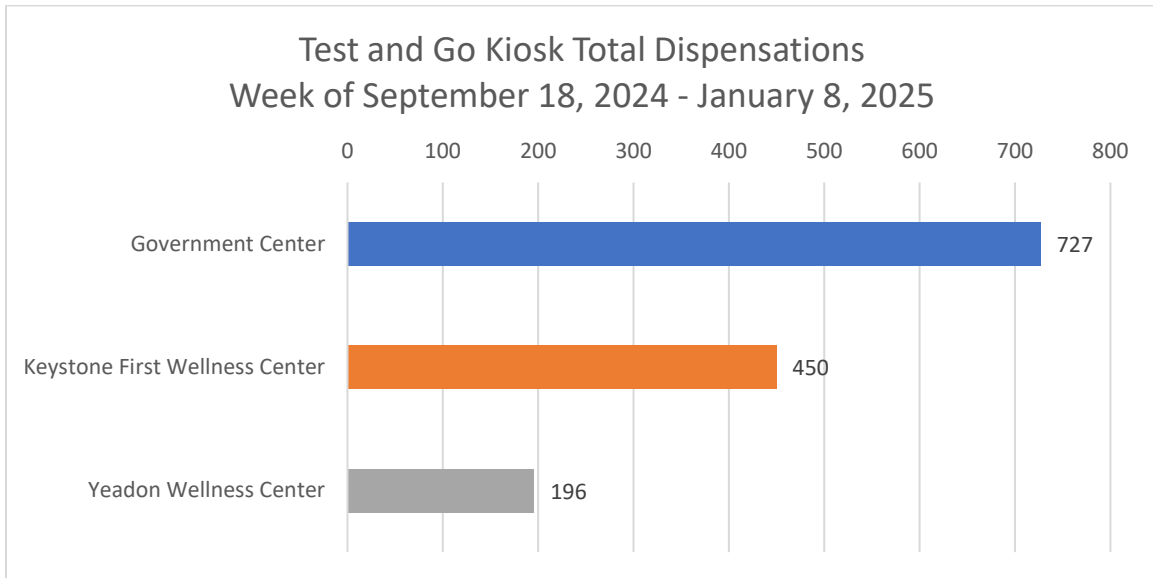
### Summary

Overall, there have been 1,373 dispensations to date. The Test and Go Kiosks have attracted residents from 111 different zip codes, and all ages, genders, races, ethnicities, and insurance statuses. Residents are asked to answer basic demographic questions that are non-identifying except for Covid and Flu respiratory panel kits, where more information is asked in order for test results to be received. The following is a summary of that data:

- The Government Center had the highest number of dispensations (727, 53%) followed by the Keystone First Wellness Center (450, 33%) and the Yeadon Wellness Center (89, 12%).
- The most frequently dispensed products were COVID, Flu and RSV tests (345, 25%), followed by first aid kits (269, 20%) and emergency blankets (177, 13%).
  - Since STI & HIV tests began being offered in November, a total of 38 kits have been dispensed. Over half of them (20, 53%) have been from the Keystone First Wellness Center.
  - From October to November, there was a 65.58% reduction (down to 53 from 154) in request for Covid, Flu and RSV Panel Kits. This is presumably because people prepared for respiratory virus season, as is supported by the fact that we have had only 6 swabs returned and most people reported little to no symptoms upon test pickup.
- Age group reported by residents was generally evenly distributed between residents age 25+ by count and by site. The highest number of residents reported being 25 to 34 (217, 18%).
- Most residents identified as White (561, 46%) or Black or African American 32% (391). Of those who identified as White, 82% (461) visited the Government Center, and of those who identified as Black or African American, 59% (229) visited the Keystone First Wellness Center.
- Most residents (872, 72%) reported not being Hispanic. The Keystone Wellness Center served the highest number of Hispanic residents (90, 55%).
- The majority of people identified as women (678, 56%), then men (334, 28%) and 7% (82) preferred not to say. Additionally, 9% (112) of residents identified as transgender, non-binary/non-conforming or other. Women disproportionately visited the Government Center more often than men.
- Most residents (762, 63%) reported having health insurance. The Yeadon Wellness Center was the only site that saw more uninsured people than insured (43%).
- The top 10 zip codes represent 75% of reported locations. Whereas the Keystone First and Yeadon Wellness Centers Test and Go Kiosks mostly attracted residents primarily within the respective zip codes of the kiosk locations, the Government Center Test and Go Kiosk attracted residents from each one of the top 10 reported zip codes of all sites.

**A) Number of Dispensations by Site**

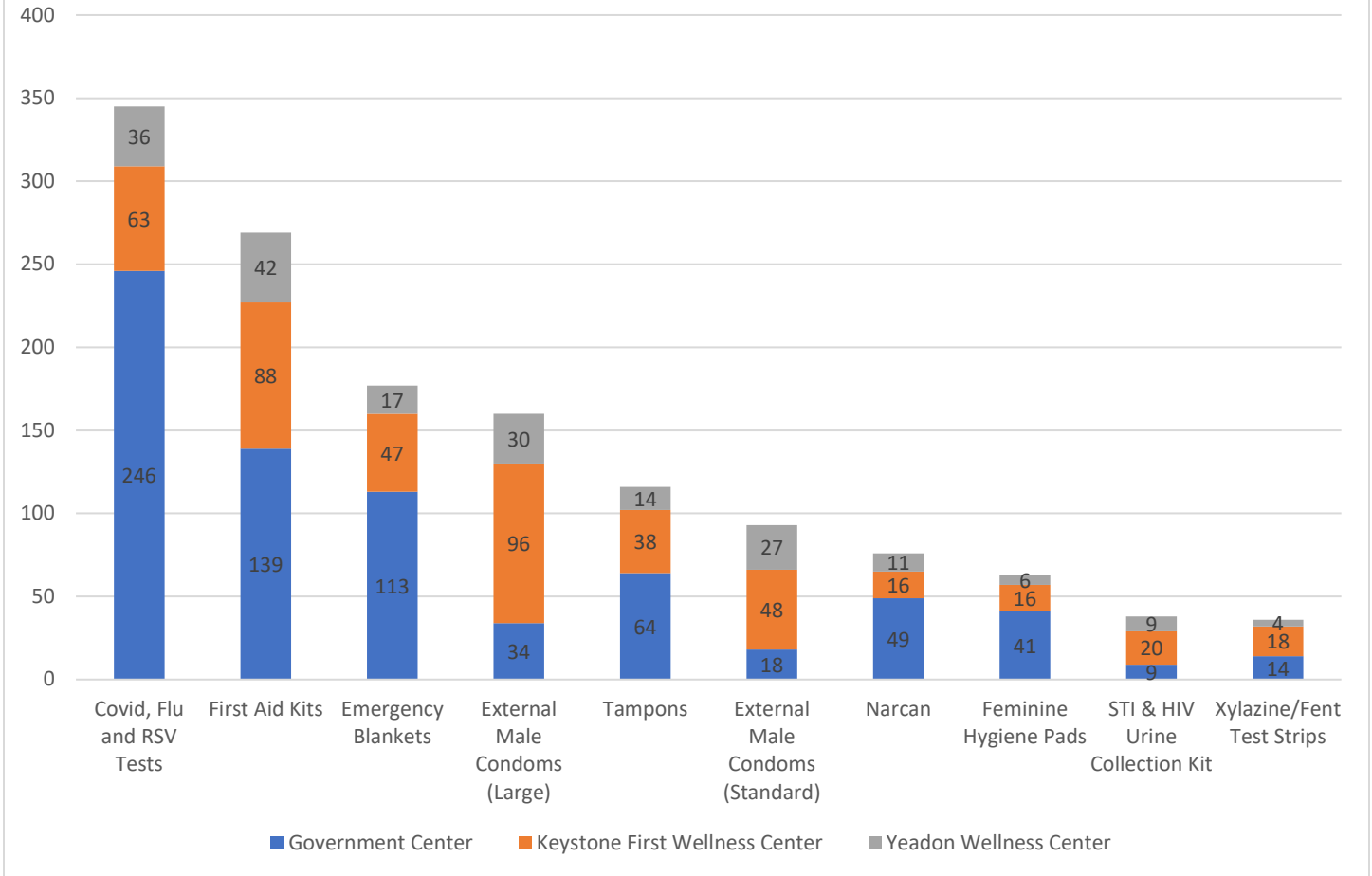
Site	Total Dispensations (%)
Government Center	727 (53%)
Keystone First Wellness Center	450 (33%)
Yeadon Wellness Center	196 (14%)



**B) Type of Dispensations by Site**

	Government Center	Keystone First Wellness Center	Yeadon Wellness Center	Total	Percent
Covid, Flu and RSV Tests	246	63	36	345	25%
First Aid Kits	139	88	42	269	20%
Emergency Blankets	113	47	17	177	13%
External Male Condoms (Large)	34	96	30	160	12%
Tampons	64	38	14	116	8%
External Male Condoms (Standard)	18	48	27	93	7%
Narcan	49	16	11	76	6%
Feminine Hygiene Pads	41	16	6	63	5%
STI & HIV Urine Collection Kit	9	20	9	38	3%
Xylazine/Fent Test Strips	14	18	4	36	3%

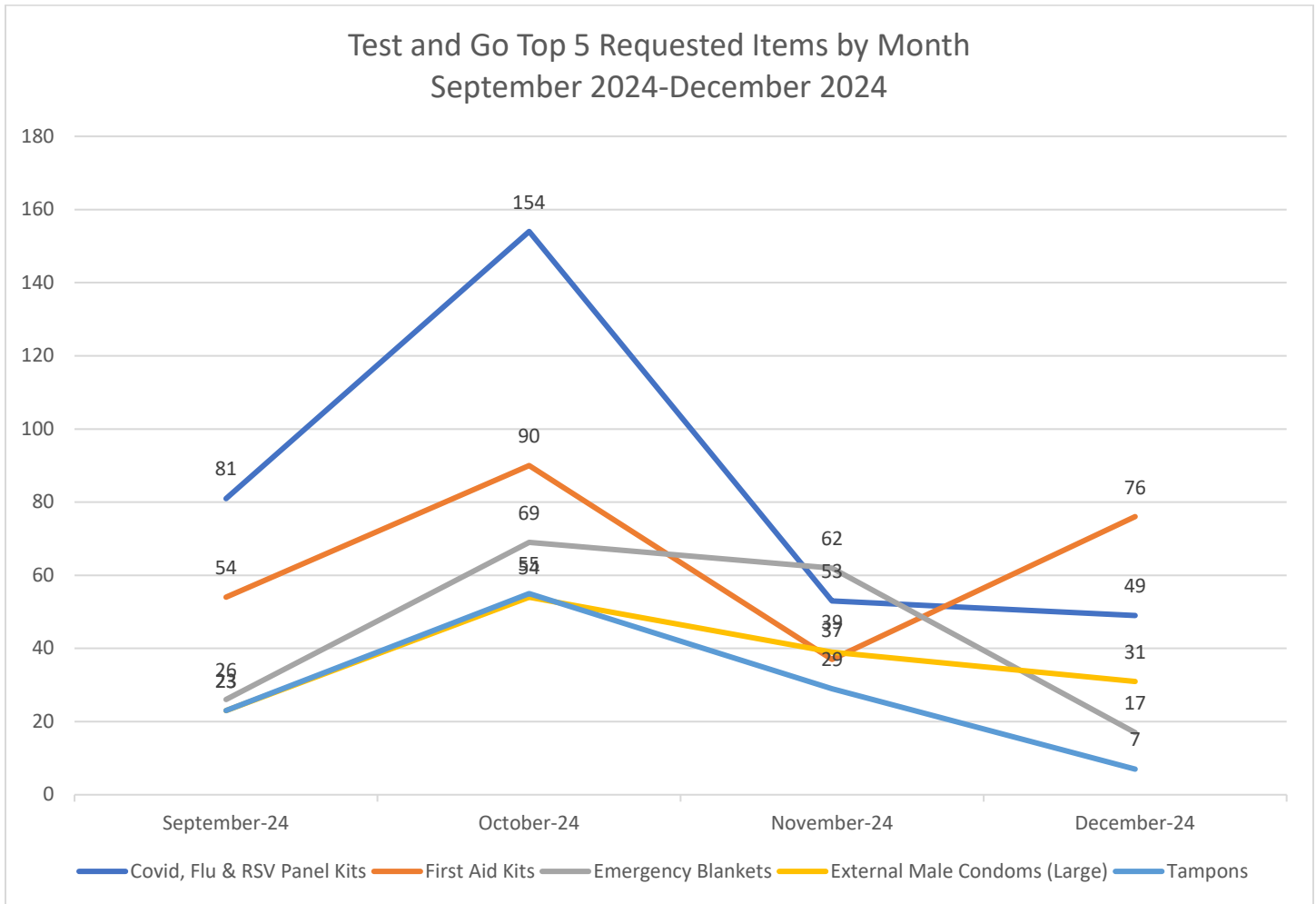
## Test and Go Kiosk Dispensations by Type and Site Week of September 18 - January 8, 2025



The most frequently dispensed products were COVID, Flu and RSV tests (345, 25%), followed by first aid kits (269, 20%) and emergency blankets (177, 13%). COVID, Flu & RSV tests, emergency blankets, tampons, Narcan and feminine hygiene pads were most requested at the Government Center, while items such as first aid kits, condoms, and xylazine/fentanyl test strips were more evenly dispensed between the Government Center versus the Keystone First and Yeadon Wellness Centers.

Since STI & HIV tests began being offered in November, a total of 38 have been dispensed. Over half of them (20, 53%) have been from the Keystone First Wellness Center.

### C) Top 5 Most Requested Items by Month



The top 5 most requested products from all Test and Go locations are Covid, Flu & RSV Panel Kits, first aid kits, emergency blankets, male condoms (large) and tampons.

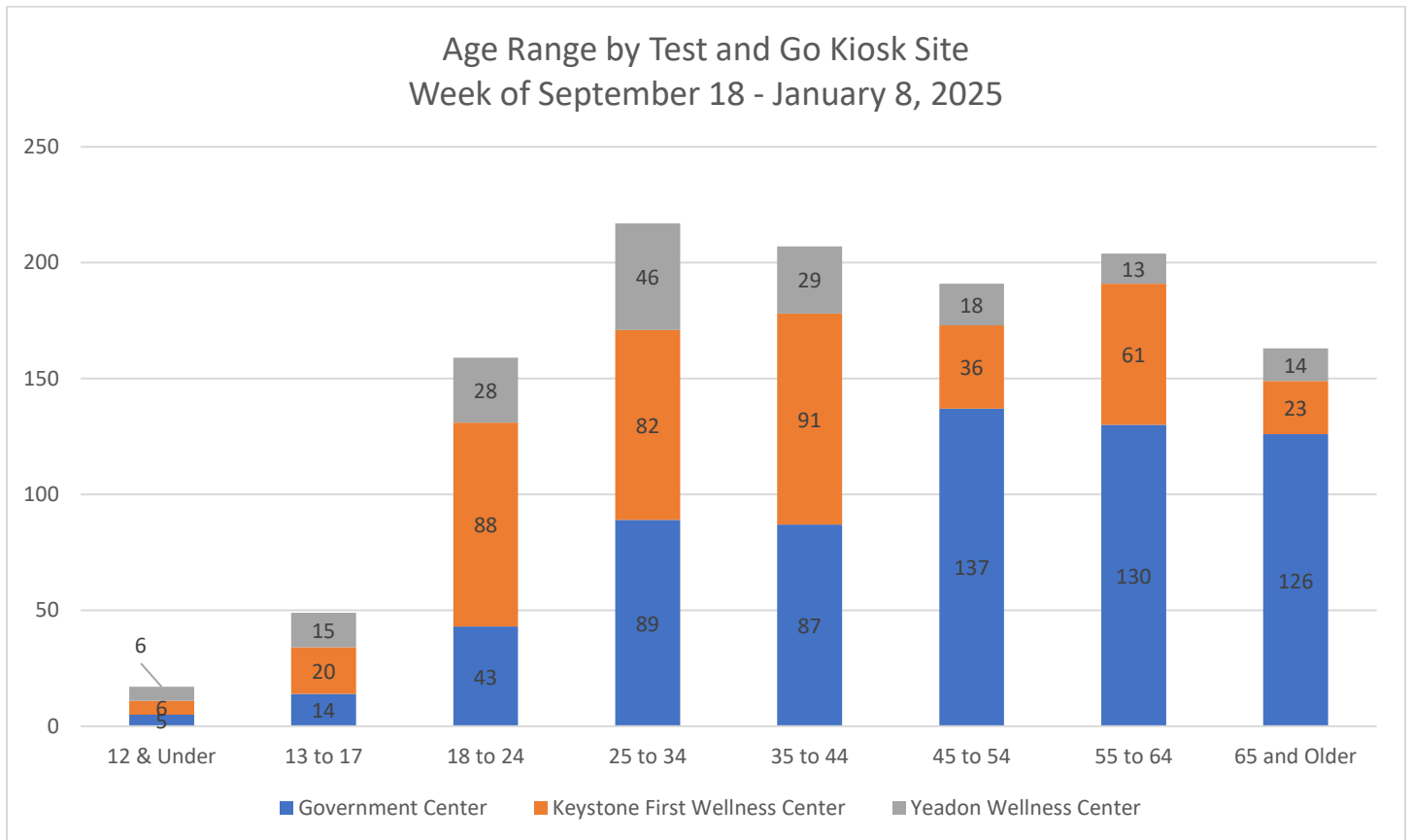
From October to November, there was a 65.58% reduction (down to 53 from 154) in request for Covid, Flu and RSV Panel Kits. This is presumably because people prepared for respiratory virus season, as is supported by the fact that we have had only 6 swabs returned to be sent to the lab so far. Conversely, from November to December, there was a 105.41% increase (up to 76 from 37) in the request for first aid kits, which is closer to the dispense amount of first aid kits in October.

Otherwise, emergency blankets, male condoms (large) and tampons have seen a slight decrease in request since October and November.

## D) Demographics

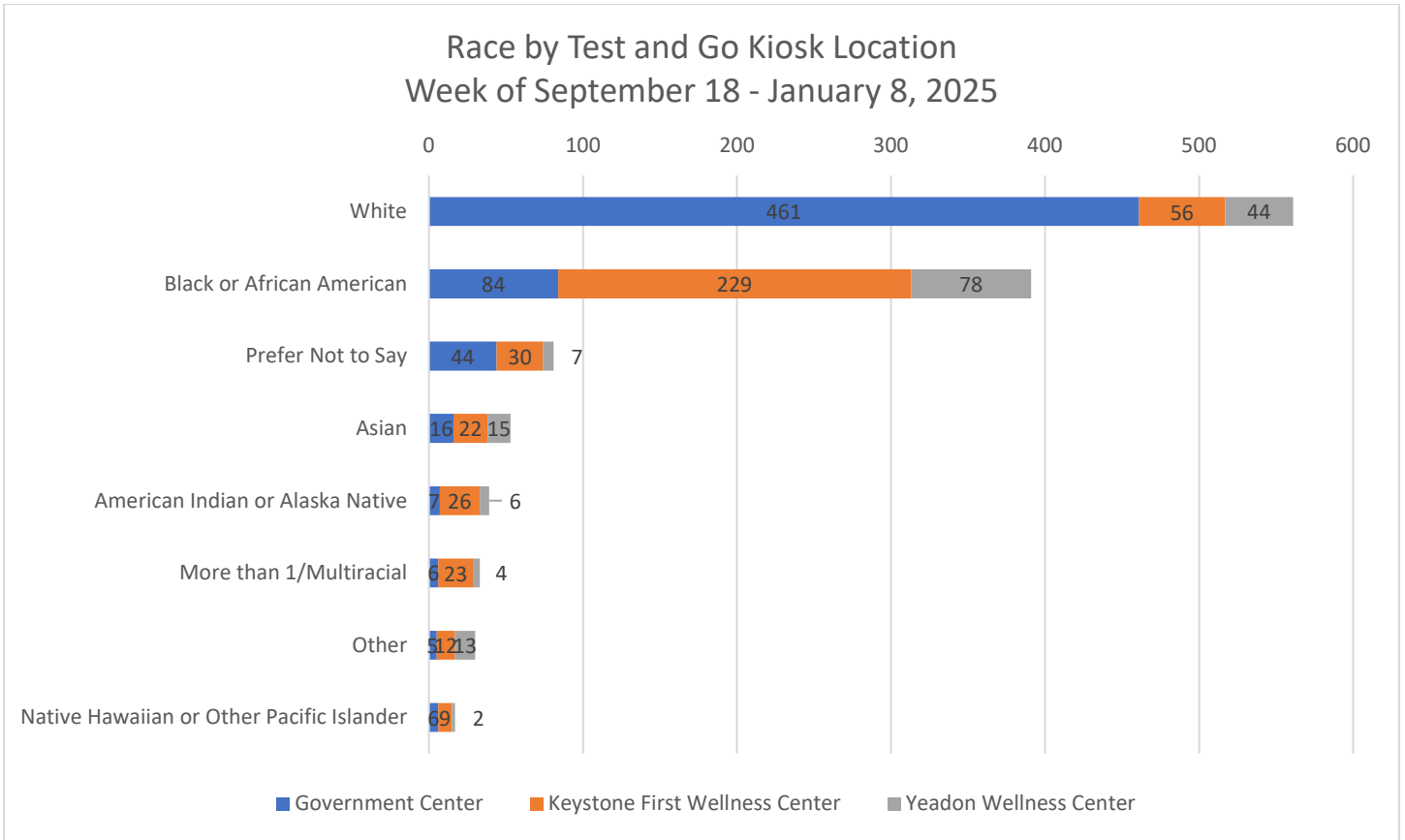
Charts:

1) Age Range: (n=1,209)



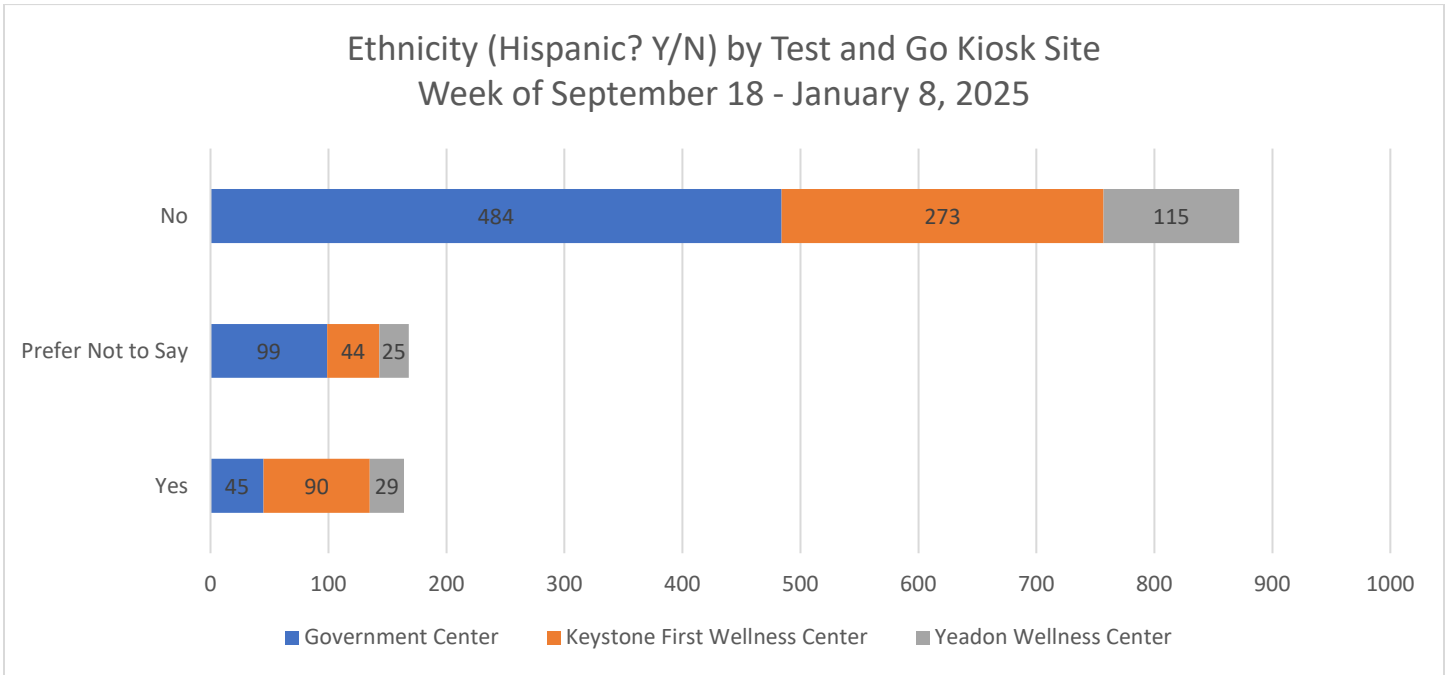
Age group reported by residents was generally evenly distributed between residents age 25+ by count and by site. The highest number of residents reported being 25 to 34 (217, 18%).

2) Race: (n=1,209)



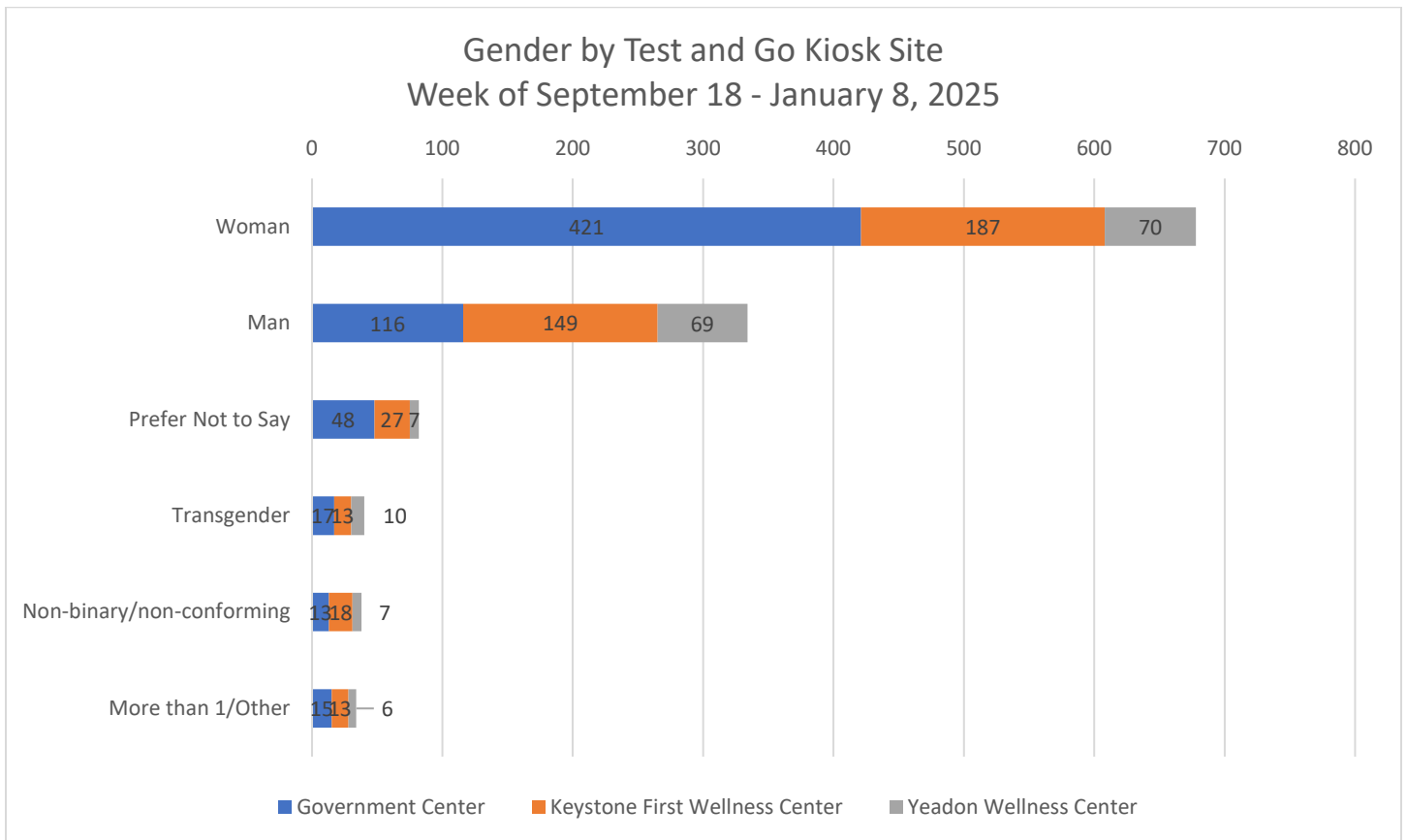
Most residents identified as White (561, 46%). A total of 32% (391) identified as Black or African American, 7% (81) preferred not to say, 4% (53) identified as Asian, 3% (39) identified as American Indian or Alaskan Native, and 1% (17) identified as Native Hawaiian or Other Pacific Islander. A total of 3% (33) identified as more than 1/multiracial or other. Of those who identified as White, 82% (461) visited the Government Center, and of those who identified as Black or African American, 59% (229) visited the Keystone First Wellness Center.

3) Ethnicity: (n=1,204)



Most residents (872, 72%) reported not being Hispanic. A total of 14% (164) of residents reported being of Hispanic origin, and 14% (168) preferred not to say. The Keystone Wellness Center served the highest number of Hispanic residents (90, 55%).

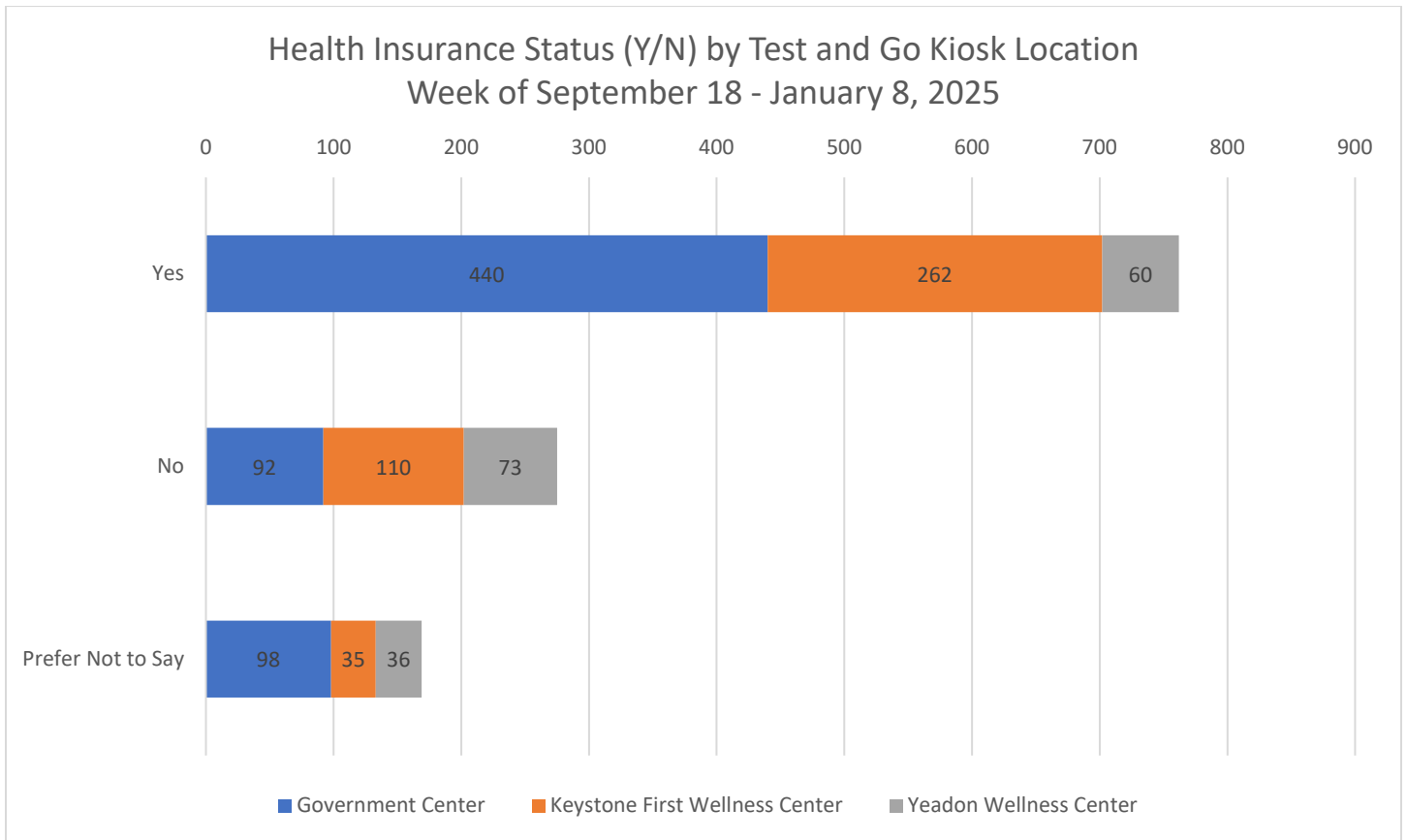
4) Gender: (n=1,209)



The majority of people identified as women (678, 56%), then men (334, 28%) and 7% (82) preferred not to say. Additionally, 9% (112) of residents identified as transgender, non-binary/non-conforming or other. Women disproportionately visited the Government Center more often than men.

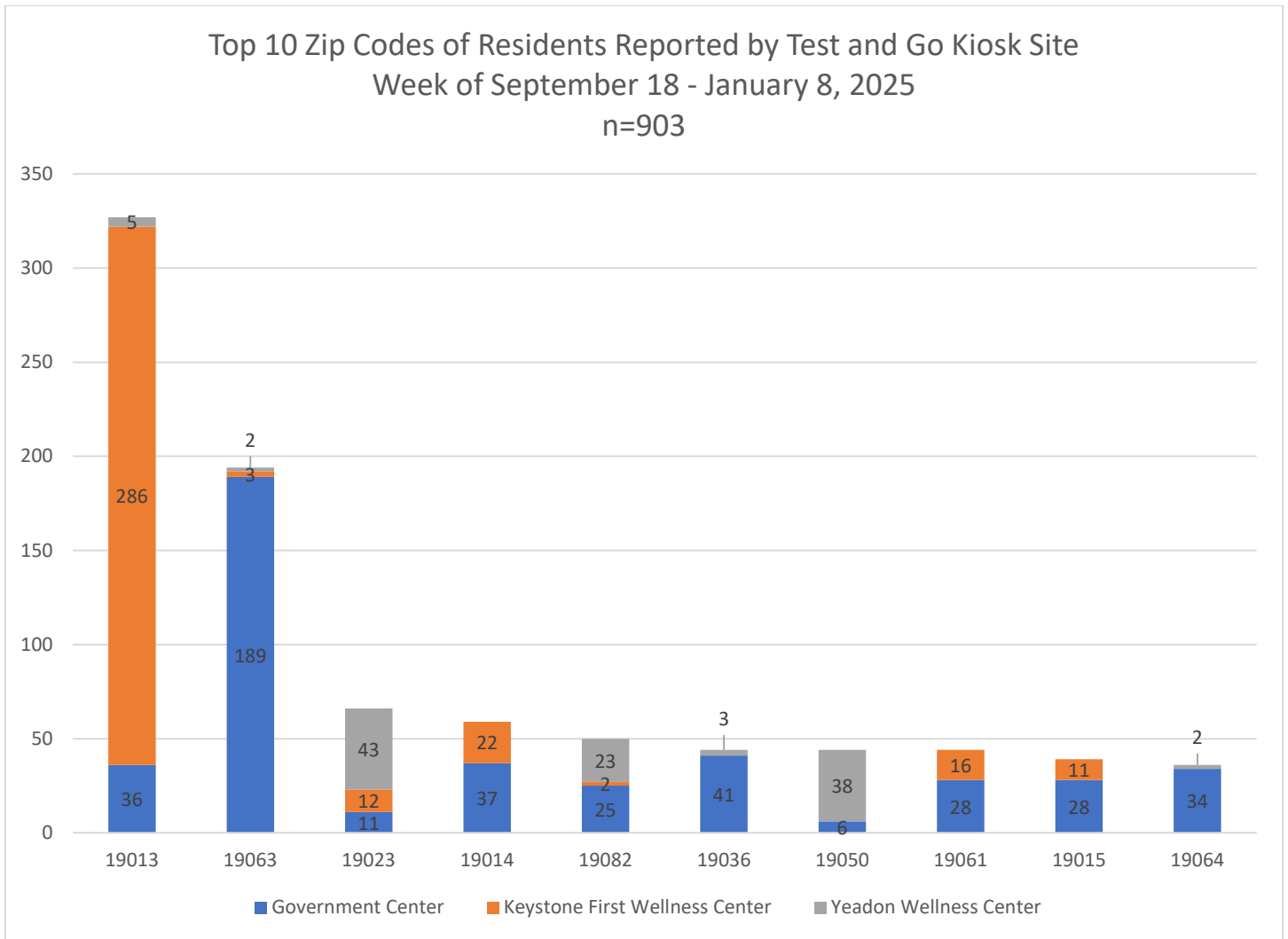


5) Health Insurance Status: (n=1,209)



Most residents (762, 63%) reported having health insurance. A total of 23% (275) said no, and 14% (169) preferred not to say. The Yeadon Wellness Center was the only site that saw more people uninsured than insured (43%).

6) Zip Codes: (n=903)



The top 10 zip codes represent 75% of reported locations. Whereas the Keystone First and Yeadon Wellness Centers Test and Go Kiosks mostly attracted residents primarily within the respective zip codes of the kiosk locations, the Government Center Test and Go Kiosk attracted residents from each one of the top 10 reported zip codes of all sites.